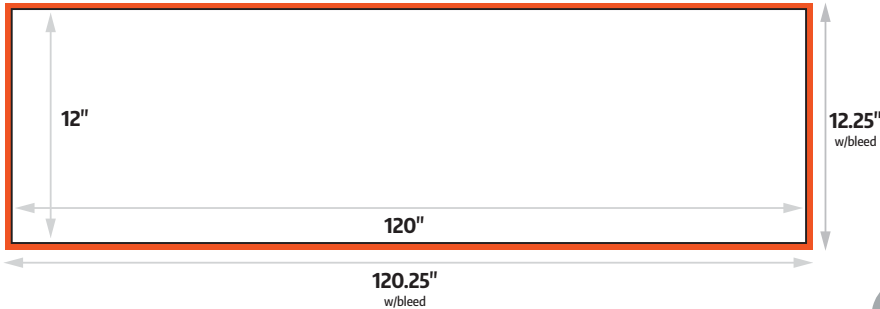




Build Your File

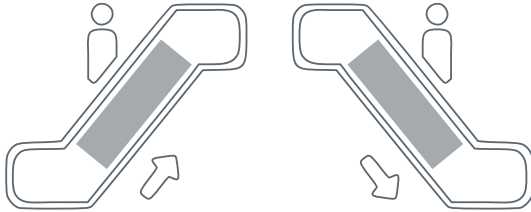
240" (20 ft.) x 24" (2 ft.) Escalator Rail Graphic Example
(include .125" bleed around)



NOTE: Please build file at 1/2 (50%) scale. All placed photo or non-vector graphics should be placed into the layout at a resolution of 200 dpi at this scale.

240" x 24" Escalator Graphic

 Trim size (w x h)	120" x 12"
 Bleed size (w x h)	120.25" x 12.25"



NOTE: These are printed and delivered in sets of 2, one for each escalator side (up and down).

Custom Sizes

- We can print virtually any size. Contact us to discuss your project needs.

Design Assistance

- Our design staff can create your graphics. Contact us for a quote.

Accepted Files



- All files containing rasterized (photo) graphics must be acceptable resolution. Any linked graphic files should be included. All fonts converted to outlines or included with file.
- **We do NOT accept or support these formats:** .doc, .xls, .ppt, .pub, or .cdr files.

Art Requirements

- All photos: minimum 100 dpi at 100% scale
- Adobe vector files accepted at any scale
- Include 1/8" (.125) inch bleed around
- All files: CMYK format
- Keep all essential text or graphics within the "safe area" of any print (See charts at left)
- Do not use crop or registration marks on file

Send It

- For formats other than high resolution PDF, please include all support files (eps, tiff, jpeg, etc.)
- Convert fonts to outlines

• Files less than 5 MB, email to:
art@inviewgraphics.com

• Files larger than 5 MB, please send via:
inview-graphics.wetransfer.com

- Files delivered via CD, DVD or flash thumb drives will not be returned.

Proofs & Delivery

- Electronic proofs always provided at no cost
- Additional charges apply for printed proofs
- Standard Production time on most orders is 3 to 5 business days
- Items shipped FedEx Ground unless otherwise specified by customer

