



Single sided
w/spike base



Double sided
w/X-Base base



Spike Base

Standard Bases:



X-Base



X-Base w/ optional water bag



Pole set



Carry bag (included)

PRODUCT DESCRIPTION

Our new teardrop flags feature an upgraded, durable, composite pole and a great price point that's perfect for quantity orders.

The Single-Sided Teardrop Flag is made from a single piece of premium flag material. There is a slight "bleed-through" effect in which the back of the flag is mirrored/reversed from the front. The flag is finished with premium binding and double-stitched, hemmed edges. The graphic package comes standard with a single-sided custom print, pole, spike base and carry bag.

FLAG HEIGHT	12' H (From base of pole)
GRAPHIC SIZE	41"W x 120"H

GRAPHIC MATERIAL

MESH FABRIC

GRAPHIC FINISHING

Hemmed edges with pole pocket trim

DISPLAY CONSTRUCTION

Carbon composite flag poles

SHIPPING WEIGHTS & DIMENSIONS

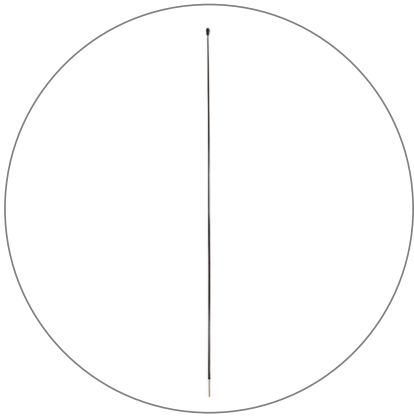
Shipping Weight	5 lbs (stand only w/spike base)
	7 lbs (stand, spike base and graphic)
Shipping Dimensions	10 lbs (stand only w/x-base)
	12 lbs (stand, x-base and graphic)
Shipping Dimensions	60"L x 4"W x 4"H

GRAPHIC TURN AROUND TIME

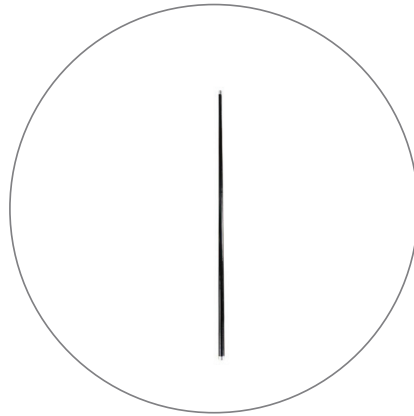
3-5 business days after proof approval

AVAILABILITY	GA
WIND SPEED RATING	18-23mph

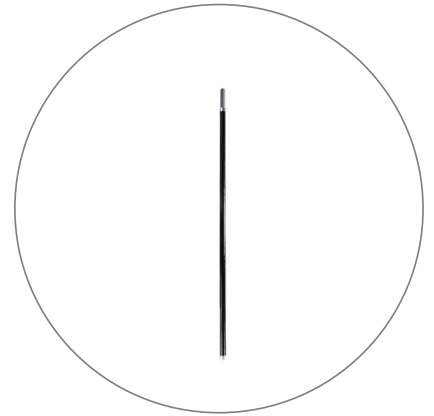
PARTS LIST




(qty 1) Pole #1



(qty 1) Pole#2



(qty 1) Pole#3



(qty 1) Pole#4



(qty 1) Carry Bag

STANDARD BASE OPTIONS



(qty 1) Spike Base

OR



(qty 1) X-Base

AVAILABLE ACCESSORIES



Triangle Spike Base
BLD-TRI-SB



Water Bag
WBAG



Fixed Mount - 90 Degree
BLD-FM90D




Fixed Mount - 0 Degree
BLD-FM0D



Fixed Mount - 30 Degree
BLD-FM30D

SET UP INSTRUCTIONS



- Flag poles are numbered for easy assembly. Follow guide above for assembly order
(Note: Medium flagpole can convert to Large and X-Large size by adding additional pole #3's)
- Insert tip of flagpole into the black pocket trim on the flag and push it all the way to the end of the pocket.
- Secure flag by lacing the bungee through the grommets on the pocket trim and tethering it to the hook at the base of the pole.
- Insert pole into desired base to display flag.

Spike Base

Insert the pointed end of the spike base into the ground. Insert the post with rubber grommets into the opening on bottom of the flagpole to display flag.



X-Base

Unfold legs and insert the post with rubber grommets into the opening on bottom of the flagpole to display flag. A water bag can be added for added stability.

